

ottobock.

Terra Flair

The ultimate in air flotation,
with the stability and security of foam

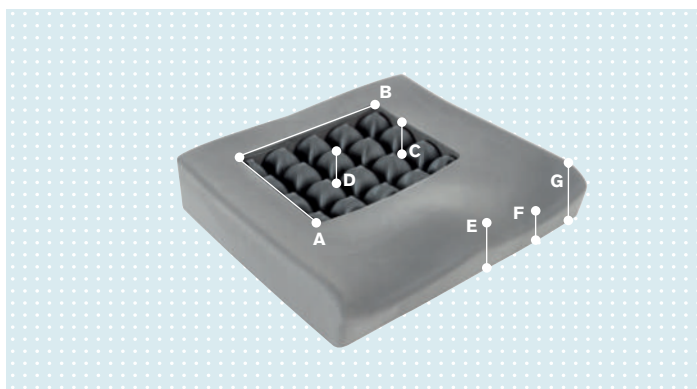


Quality for life

In partnership with:

ROHO® Technology Inside

Lending ROHO® air flotation technology, with the stability, safety and ride comfort of Rest Suspension Foam



Cushion dimensions

A: Depth of ROHO® insert	24 cm
B: Width of ROHO® insert	30 cm
C: Foam height at side of ROHO® insert	7.5 cm
D: Cell height ROHO® insert	7 cm
E: Medial thigh support (Abductor)	9 cm
F: Front thigh trough	6 cm
G: Lateral thigh support (Adductor)	9.5 cm

Features

- ROHO® air insert:
 - 7 cm high, 5 x 5 cm cells for maximum immersion and envelopment
 - Monovalve for easy set up and maintenance
 - Individually adjustable, and self-adjusting as the user moves
- Ottobock Rest Suspension Foam Technology:
 - Elastically modified for excellent pressure redistribution
 - Reducing shock transmission from rough terrain
 - Consistent performance over time for reliable results

Benefits

- Optimal, adjustable pressure redistribution in ischial zones, with shear reduction
- Excellent stability for activities and transfer
- Improved ride comfort with Rest Suspension Foam
- Reverse tapered foam profile (patent pending) minimizing pressure differentials between the foam and ROHO insert

Additional Features

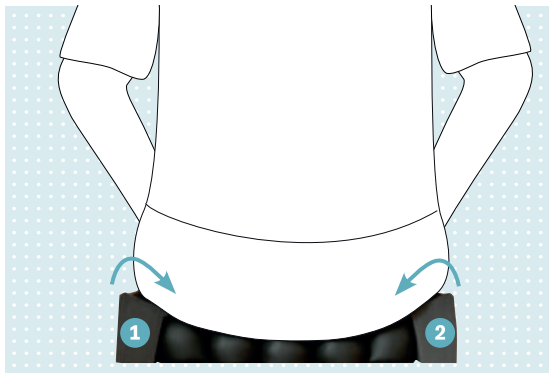
- Water resistant, Dartex® outer cover
- Cover washable at 40°C – 60°C
- Ring zip pull, and zip on three sides, for easy cover removal
- Additional inner incontinence barrier available
- ROHO® pump and repair kit included as standard

Applications


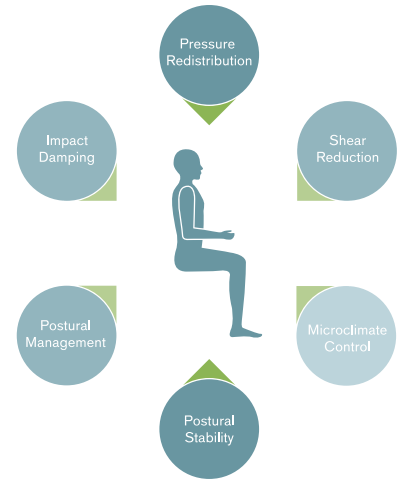
For users who demand ultimate skin protection, and require postural stability and support (e.g. spinal cord injuries, degenerative or other neurological conditions).

Ideal for...

- Individuals with high risk of pressure ulcers
- Users with poor sitting balance
- Individuals with prominent bony areas due to muscular atrophy
- Clients with discomfort or pain during mobility on uneven terrain or curb drops



- 1 Trochanter support for additional postural stability. Also provides emergency offloading in the event of unexpected deflation
- 2 Reverse taper (patent pending) minimizing pressure gradients at the transition from foam to air



- Maximum user weight: 150 kg
- Cushion Weight: 1474 g for 40.5 x 40.5 cm

Cushion article number: 476C00=SK*
 Cover part number: 476C00=SV*

Replace * with article number below to indicate cushion type and size

		Cushion width (cm)					
		38	40,5	43	45,5	50,5	
		Seat width (cm)					
		38-39	40-41	42-44	45-47	48-53	
Cushion depth (cm)	35,5						
	40,5		876	871	883	873	886
	45,5			874	877	872	875
	50,5			882	884	885	887
Seat depth (cm)		33-37					
		38-42					
		43-47					
		48-52					

Each size has a specifically molded contour for optimal immersion and postural stability

